

# ID Chair Concept

Antonio Citterio, 2010/2021



**vitra.**



## ID Trim and ID Trim L backrest



ID Trim conveys a sense of classic elegance and quality craftsmanship.

The self-supporting backrest construction consists of a fabric or leather cover stretched across the frame.

The interplay of the polyamide frame with the multi-chamber padding gives the backrest its three-dimensional range of movement. It adapts to the contours of the sitter's body and distributes varying degrees of flexibility and support to the correct zones (3-zone comfort).

1. Support in the lumbar zone: integrated lumbar cushion with optional height adjustment for effective support of the lower back. The lumbar cushion transitions smoothly into the flexible middle zone.
2. Flexibility in the thoracic zone: relieves strain in the muscles and spinal discs and maintains the head and shoulders in an upright position.
3. Support in the shoulder zone: keeps the neck from hyperextending so the neck muscles stay relaxed. The neck region remains in its natural position, which helps to prevent tension and strain.



The multi-chamber padding creates an upholstered effect with comfortable support, and the stitching gives ID Trim its characteristic quilted appearance.



The height-adjustable leather headrest on ID Trim L adds extra comfort. An optional clothes hanger is available as an accessory.

# ID Trim L

Antonio Citterio, 2010/2021



ID Trim L with 3D armrests and clothes hanger



ID Trim L with ring armrests



ID Trim L with ring armrests

With its compact padding, the backrest of ID Trim conveys a sense of classic elegance and quality craftsmanship. The sandwich construction with integrated lumbar support provides the comfort of an upholstered backrest while being almost as slim as a mesh backrest – offering an alternative to both of these construction types. ID Trim L is an excellent choice for the executive office due to its high backrest, which offers extra relief from tension in the head and neck.

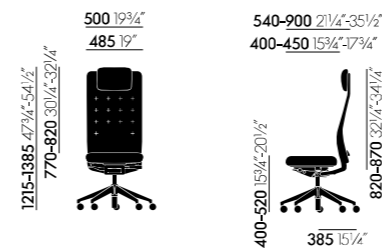
### Materials

- **Office swivel chair with 2D or 3D armrests in accordance with EN 1335, Ergonomic Seal of Approval (LGA Nuremberg). Complies with BS 5459-2 (24-hour/150kg test).**
- **Seat mechanism:** FlowMotion mechanism, lockable in upright sitting position. Seat mechanism matches the frame colour (basic dark or soft grey). Optionally with or without synchronous forward tilt (can be disabled) or seat depth adjustment. Individual adjustment of backrest resistance and forward tilt.
- **Backrest:** high backrest with integrated, height-adjustable headrest. Backrest frame in polyamide (basic dark or soft grey). Optional height-adjustable lumbar cushion. Cover in fabric or leather. Headrest for leather upholstery in the corresponding leather colour; for fabric upholstery, headrest covered in dim grey leather or nero leather.
- **Armrests:** 2D armrests with adjustable height and width or 3D armrests with adjustable height, width and depth and 360° swivel function. Armrest supports in aluminium, polished or powder-coated in the colours basic dark or soft grey (to match the frame colour). Armrest sleeves in polyamide are matched to the frame colour (basic dark or soft grey). With PU-foam-free (F) pads in basic dark (for frame colour basic dark) or dim grey (for frame colour soft grey). Optionally available with ring armrests for use in conference settings, made of die-cast aluminium, polished or powder-coated in basic dark or soft grey (to match the frame colour).

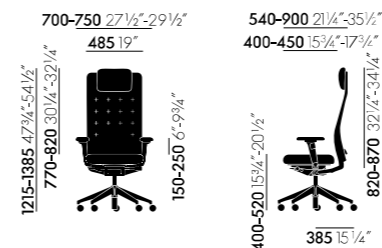
- **Seat upholstery:** made of recyclable polyurethane foam „V-Foam“. Optionally available with contoured seat. Seat and back covers in fabric or leather. Leather covers are not recommended for chairs with forward tilt, since a leather surface might cause users to slide off the seat.
- **Base:** five-star base in polyamide (basic dark) or die-cast aluminium, polished or powder-coated in basic dark or soft grey (to match the frame colour), with double castors (Ø 60 mm) or glides.
- **Accessories:** clothes hanger in polyamide (basic dark or soft grey), max. weight load: 2 kg.
- **Conference version:** conference chair (swivel) with four-star base made of die-cast aluminium, polished or powder-coated in basic dark or soft grey (to match frame colour) on glides in accordance with EN 16139. FlowMotion conference mechanism (no forward tilt, no seat depth adjustment) with individual adjustment of backrest resistance; fixed seat height with shock-absorbing seat suspension for added comfort.

## Dimensions

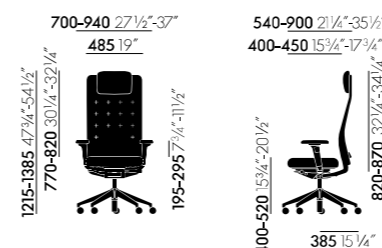
(in accordance with EN 1335-1:2000)



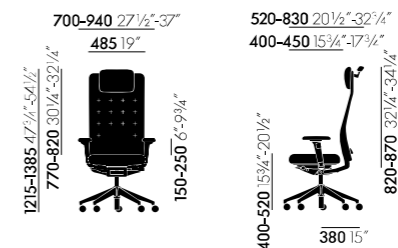
ID Trim L without armrests



ID Trim L, 2D armrest



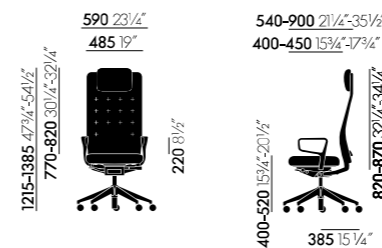
ID Trim L with 3D armrests



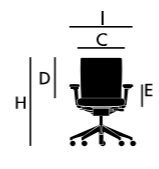
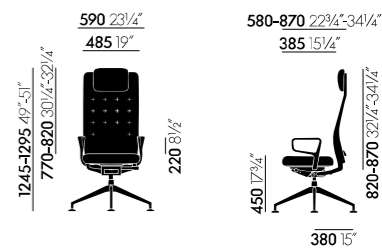
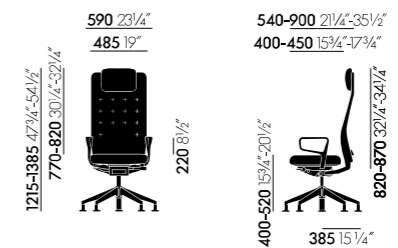
ID Trim L with 3D armrests and clothes hanger



ID Trim clothes hanger



ID Trim L with ring armrests



### Explanation of measurements

- A Seat height\*
- B Seat depth
- C Seat width
- D Top edge of backrest above seat surface\*
- E Armrest height above seat surface\*
- F Height of backrest (rear panel)
- G Maximum base radius
- H Total height
- I Width of upper part
- J Depth of upper part

\* measured with 64 kg load